



COMMUNITY PROFILE 2009 Edition

Kankakee County is growing. Population, workforce, and number of jobs are steadily increasing. Our employers are becoming increasingly diverse while maintaining a strong manufacturing and industrial base. We continually look locally with a regional perspective.

Kankakee County continues to move forward with a proactive approach to job creation by working and partnering with our existing employers, pursuing new technologies, and aggressively promoting major local and regional infrastructure projects.



HIGHER EDUCATION

Colleges and Universities	Enrollment	Employment
Kankakee Community College	6014.....	551
Olivet Nazarene University	4600.....	450
Governors State University.....	7725.....	1000



REGIONAL SALES TAX COMPARISON

Source: Illinois Department of Revenue, November 2008

Kankakee County.....	6.25%
Cook County.....	10.25%*
Grundy County	6.25%
Will County.....	7.0%

*Chicago Tribune, 2008



COMMERCIAL ZONES

Source: Illinois Department of Transportation

Top 5 Busiest Intersections	Average Daily Traffic
Kennedy Drive & North Street	31,400 Vehicles
Illinois Route 102 & U.S. Route 45/52	31,100 Vehicles
Illinois Route 50 & Armour Road.....	30,800 Vehicles
Illinois Route 45/52 & Illinois Route 17.....	29,900 Vehicles
Illinois Route 45/52 & Brookmont Blvd.....	28,600 Vehicles



UTILITIES

Electricity	ComEd
Natural Gas	NICOR
Water	Aqua Illinois & Municipal Sources
Wastewater	Kankakee River Metro Agency & Municipal Sources
Cable Television	Comcast
Waste Disposal	Privately Contracted
Local Telephone	SBC
911 System	Countywide



CLASS I RAILROAD

Canadian National Norfolk Southern Union Pacific

REGIONAL MARKET PROXIMITY

Source: Kankakee County Department of Planning

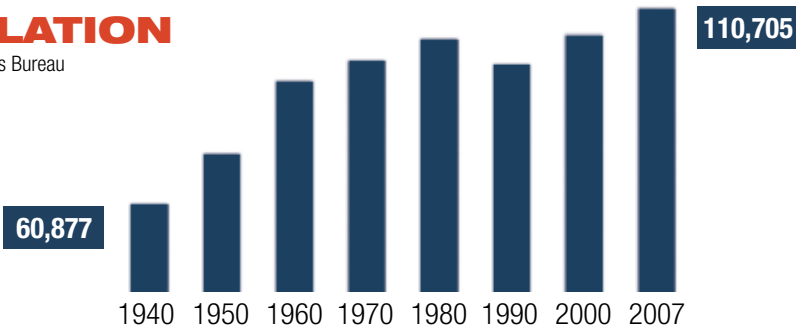
From Kankakee Metro Area	Distance
To Chicago.....	50 miles
To Indianapolis.....	125 miles
To Memphis.....	436 miles
To St. Louis.....	237 miles
To Detroit.....	346 miles
To Milwaukee.....	152 miles
To Minneapolis.....	469 miles
To Des Moines.....	334 miles
To Louisville.....	239 miles



POPULATION & LABOR

POPULATION

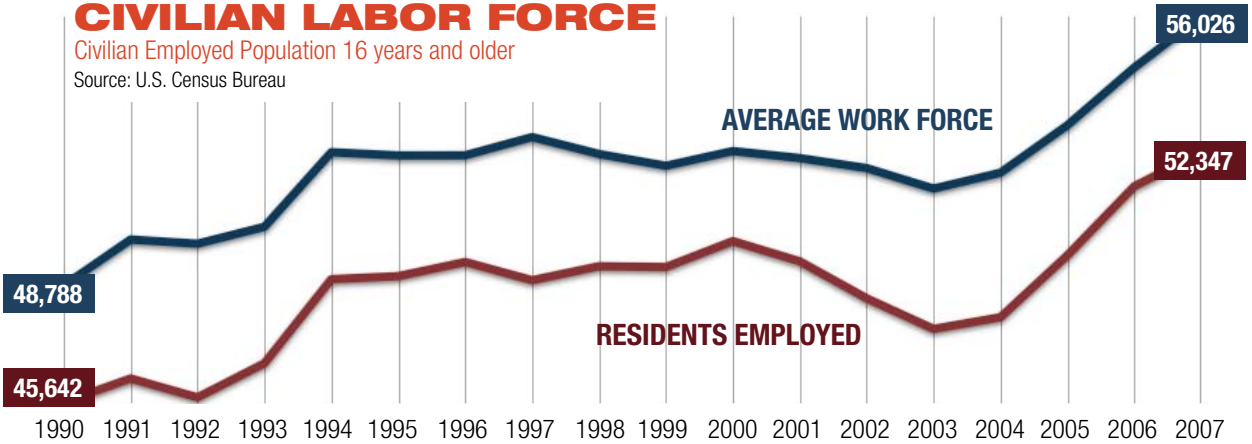
Source: U.S. Census Bureau



CIVILIAN LABOR FORCE

Civilian Employed Population 16 years and older

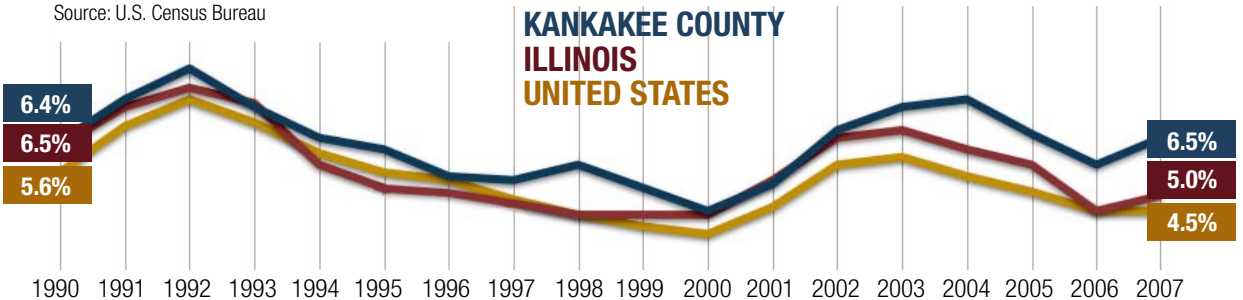
Source: U.S. Census Bureau



UNEMPLOYMENT

Civilian Employed Population 16 years and older

Source: U.S. Census Bureau

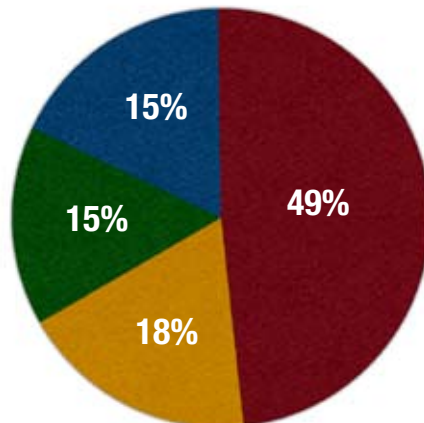


OCCUPATIONS

Residents Employed Population 16 years and older

Source: U.S. Census Bureau, 2007 Estimates

MANUFACTURING
SERVICE
EDUCATION/HEALTH CARE
GOVERNMENT



TOP EMPLOYERS

GENERAL MANUFACTURING

Peddinghaus Corporation	400
Armstrong World Industries.....	367
Crown Cork & Seal Co., Inc.....	155
Hostmann-Steinberg	140
Siemens Water Technology	135
IKO Midwest Inc.	96
Electron Beam Technologies Inc.	74
E.A. Allen Lumber Company.....	70
Sun Chemical Corporation	43
Shoup Manufacturing Co.	40



IRON, STEEL & METALS MANUFACTURING

Nucor Steel.....	304
Dayton Superior Corporation.....	150
American Spring Wire.....	132
Belson Steel Center Scrap Inc.	38
Ambassador Steel.....	33
Ring Can Corporation	30
Chicago Steel Tape Co.....	29



PLASTICS MANUFACTURING

Reynolds Packaging KAMA.....	160
Reynolds Food Packaging.....	145
Rohm & Haas Chemicals L.L.C.....	55
Grief Containers.....	40
Zip-Pak	40



FOOD MANUFACTURING

Van Drunen Farms	370
Bunge Oils, Inc.....	320
Momence Packing	250
Merisant.....	131
Dawn Food Products, Inc.....	100
Silva International.....	99
Plochman Inc.....	50
Del Monte Fresh Produce Co.	40



BIOTECHNOLOGY MANUFACTURING

CSL Behring, L.L.C.....	575
Cognis Corporation	250
Millipore	75
West Laboratories Inc.....	22



HEALTHCARE AND PUBLIC SERVICES

Riverside Medical Center.....	2100
Shapiro Development Center	1240
Provena St. Mary's Hospital	800
County of Kankakee	612
City of Kankakee	319
Illinois Veterans Home	299



EDUCATION

Kankakee County Public Schools.....	1507
Kankakee Community College.....	551
Olivet Nazarene University	450



COMMUNITY & INCOME

Source: U.S. Census Bureau, 2007 Estimate

Village of Aroma Park827	Village of Essex703	Village of Manteno8,493
Village of Bonfield378	Village of Grant Park1,630	City of Momence3,180
Village of Bourbonnais18,206	Village of Herscher1,601	Village of Reddick218
Village of Bradley14,640	Village of Hopkins Park789	Village of St. Anne1,239
Village of Buckingham235	Village of Irwin88	Village of Sammons Point305
Village of Cabery261	City of Kankakee27,910	Village of Sun River Terrace ...461
Village of Chebanse1,090	Village of Limestone1,585	Village of Union Hill63

A READY WORKFORCE

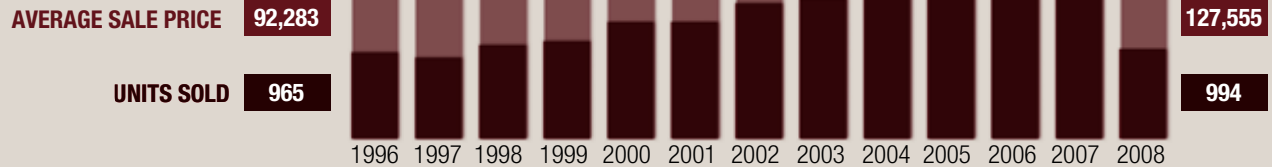
Source: Illinois Dept. of Employment Security, 2003



	Lives and works in	Works outside of
Kendall	31.0%	69.0%
Livingston	75.4%	24.6%
Will	44.4%	55.6%
Iroquois	62.5%	37.5%
Grundy	48.7%	51.3%
Cook	87.6%	12.4%

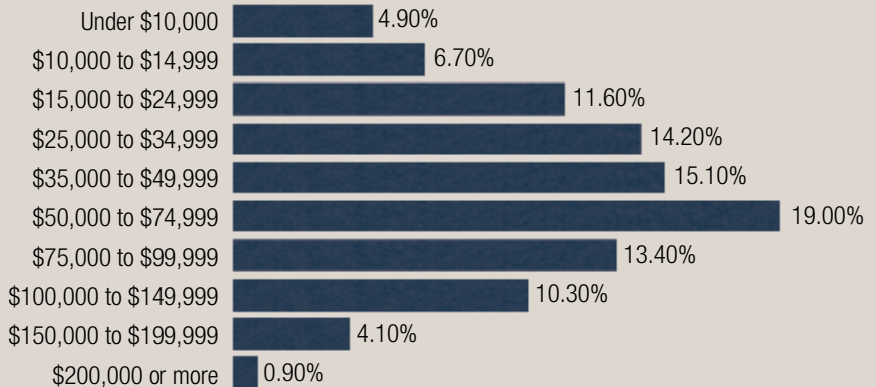
HOUSING

Source: Kankakee County Board of Realtors



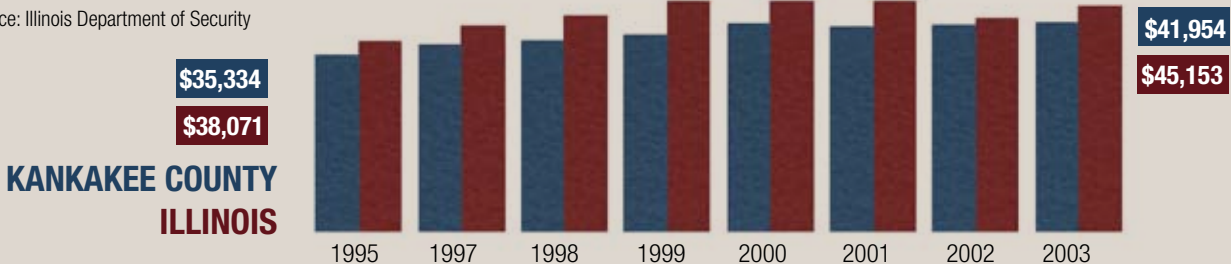
TOTAL HOUSEHOLD INCOME


Source: U.S. Census 2007 Inflation Adjusted



ANNUAL MEDIAN HOUSEHOLD INCOME

Source: Illinois Department of Security





200 East Court Street, Suite 507
 Kankakee, IL 60901
 815-935-1177

BIG IDEAS BOLD FUTURE

Kankakee County

